

SCOUT RANK

REQUIREMENTS & ACTIVITY SHEET

1a. Repeat from memory the Scout Oath, Scout Law, Scout motto, and Scout slogan. In your own words, explain their meaning.

Scout Oath

On my honor I will do my best to do my duty to God and my country and to obey the Scout Law; to help other people at all times; to keep myself physically strong, mentally awake, and morally straight.

Scout Law

A scout is trustworthy, loyal, helpful, friendly, courteous, kind, obedient, cheerful, thrifty, brave, clean, and reverent.

Scout Slogan

Do a good turn daily.

Scout Motto

Be prepared.

The Meaning of the Scout Oath, Law, Motto, and Slogan

1b. Explain what Scout spirits is. Describe some ways you have shown Scout spirit by practicing the Scout Oath, Scout Law, Scout motto, and Scout slogan.

What is Scout Spirit?

How I've Shown Scout Spirit:

1c. Demonstrate the Scout sign, salute, and handshake. Explain when they should be used.

When should they be used?

SCOUT RANK

REQUIREMENTS & ACTIVITY SHEET

1d. Describe the First Class Scout badge and tell what each part stands for. Explain the significance of the First Class Scout badge.

Meaning Matching

Match the part of the First Class Scout Badge with the descriptions of what it stands for.



The **three-point design** at the top is like the north point on a sailor's compass. It also stands for the three parts of the Scout Oath.



The **main part** of the badge shows that a Scout is able to point the right way in life just as the compass points the way at sea.



The **eagle with the shield** is a symbol of the United States. It stands for freedom and readiness to defend that freedom.



The **two stars** are a reminder of the outdoor lifestyle. They represent truth and knowledge.



The **scroll** is turned up at the ends like a smile a Scout should have when doing a good turn. The Scout motto is printed on the scroll.



The **knot** at the bottom is a reminder to follow the Scout Slogan: Do a Good Turn Daily.

1e. Repeat from memory the Outdoor Code. In your own words, explain what the Outdoor Code means to you.

1f. Repeat from memory the Pledge of Allegiance. In your own words, explain its meaning.

For requirements 1a, 1c, 1e, and 1f see Matching Game.



**Scouting
America**

Cascade Pacific Council

SCOUT RANK

Matching Game Instructions

Cut out the cards to create a matching game to aid in passing off requirements 1a, 1c, 1e, and 1f. Match the Scout Oath, Scout Law, Scout Motto, Scout Slogan, Scout Sign, Scout Salute, Scout Handshake, Outdoor Code, and Pledge of Allegiance cards with the corresponding text or image.

SCOUT
OATH

SCOUT
LAW

SCOUT
SLOGAN

SCOUT
SIGN

SCOUT
HANDSHAKE

SCOUT
SALUTE



**Scouting
America**

Cascade Pacific Council

SCOUT RANK

Matching Game Instructions

Cut out the cards to create a matching game to help pass off requirements 1a, 1c, 1e, and 1f. Match the Scout Oath, Scout Law, Scout Motto, Scout Slogan, Scout Sign, Scout Salute, Scout Handshake, Outdoor Code, and Pledge of Allegiance cards with the corresponding text or image.

**SCOUT
MOTTO**

**OUTDOOR
CODE**

**PLEDGE OF
ALLEGIANCE**

**On my honor I will do my best to do
my duty to God and my country and
to obey the Scout Law; to help other
people at all times; to keep myself
physically strong, mentally awake,
and morally straight.**

**A scout is trustworthy, loyal,
helpful, friendly, courteous, kind,
obedient, cheerful, thrifty, brave,
clean, and reverent.**

Be prepared.



**Scouting
America**

Cascade Pacific Council

SCOUT RANK

Matching Game Instructions

Cut out the cards to create a matching game to help pass off requirements 1a, 1c, 1e, and 1f. Match the Scout Oath, Scout Law, Scout Motto, Scout Slogan, Scout Sign, Scout Salute, Scout Handshake, Outdoor Code, and Pledge of Allegiance cards with the corresponding text or image.

Do a good turn daily



Left-Handed Handshake



**I pledge allegiance to the Flag of the
United States of America, and to the
Republic for which it stands, one
Nation under God, indivisible, with
liberty and justice for all.**

**As an American, I will do my best
to Be clean in my outdoor
manners, Be careful with fire, Be
considerate in the outdoors, Be
conservation-minded.**

SCOUT RANK

REQUIREMENTS & ACTIVITY SHEET

2. After attending at least one Scout troop meeting, do the following:

2a. Describe how the Scouts in the troop provide its leadership.

2b. Describe the four steps of Scout advancement.

Four Steps Fill-in-the-Blank

Match the words in the word bank to the four to the corresponding step

1. The Scout
-
2. The Scout is
-
3. The Scout is
-
4. The Scout is
-

WORD BANK

Learns Recognized

Reviewed Tested

2c. Describe the Scouts BSA ranks and how they are earned.

Scouts BSA Ranks

For more information on Scouts BSA advancement, [click here](#). Label the pictures of the ranks on the next activity sheet: Scout, Tenderfoot, Second Class, First Class, Star, Life, and Eagle.

2d. Describe what merit badges are and how they are earned.

Merit Badges

Merit Badges give scouts the opportunity to learn about sports, crafts, science, trades, business, and future careers. There are more than 135 merit badges.

How are Merit Badges Earned?

SCOUNT RANK

Scouts BSA Ranks

Label the ranks below with their name and 1-7 in the order they are earned.



#

.....



#

.....




#

.....




#

.....




#

.....



#

.....



#

.....

Describe the Scouts BSA ranks and how they are earned.

.....

.....

.....

SCOUT RANK

REQUIREMENTS & ACTIVITY SHEET

3a. Explain the patrol method. Describe the types of patrols that are used in your troop.

The Patrol Method 101

Check out this article from Bryan on Scouting for a [Beginner's Guide to the Patrol Method](#).

Types of Patrols in My Troop:

.....

3b. Become familiar with your patrol name, emblem, flag, and yell. Explain how these items create patrol spirit.

How These Items Create Patrol Spirit:

.....

.....

4a. Show how to tie a square knot, two half-hitches, and a taut-line hitch. Explain how each knot is used.

Knot Tying

Check out [Advancement Academy: Tenderfoot](#) for some video tutorials on how to tie a square know, two half-hitches, and a taut-line hitch.

How to use a Square Knot:

.....

How to use a Two Half-Hitches:

.....

How to use a Taut-Line Hitch:

.....

4b. Show the proper care of a rope by learning how to whip and fuse the ends of different kinds of rope.

Rope Care

Check out [this tutorial](#) on how to whip and fuse rope from Boys' Life. Practice at home.



**Scouting
America**

Cascade Pacific Council

SCOUT RANK

REQUIREMENTS & ACTIVITY SHEET

5. Tell what you need to know about pocketknife safety.

Pocketknife Safety

Learn more about pocketknife safety by taking this Boys' Life quiz: [Knife Safety Quiz](#).

What I know about Pocketknife Safety:

.....

.....

6. Personal protection

6a. With your parent or guardian, complete the exercises in the pamphlet *How to Protect Your Children From Child Abuse: A Parent's Guide*.

How to Protect Your Children From Child Abuse: A Parent's Guide

You can find the pamphlet [here](#) in English and [here](#) in Spanish.

6b. Earn the Cyber Chip Award for your grade.

Grades 6-8

[Click here](#) for the Cyber Chip requirements for grades 6-8.

Grades 9-12

[Click here](#) for the Cyber Chip requirements for grades 9-12

7. Since joining the troop and while working on Scout rank, participate in a Scoutmaster conference.

Scoutmaster Conference

Schedule a Scoutmaster conference with your Scoutmaster. When a Scoutmaster conference cannot be conducted in person, it can be conducted by phone or video conferencing. If the conference is on the phone, the scout should be on speaker. If it's a video conference, the parents should be able to see the conversation